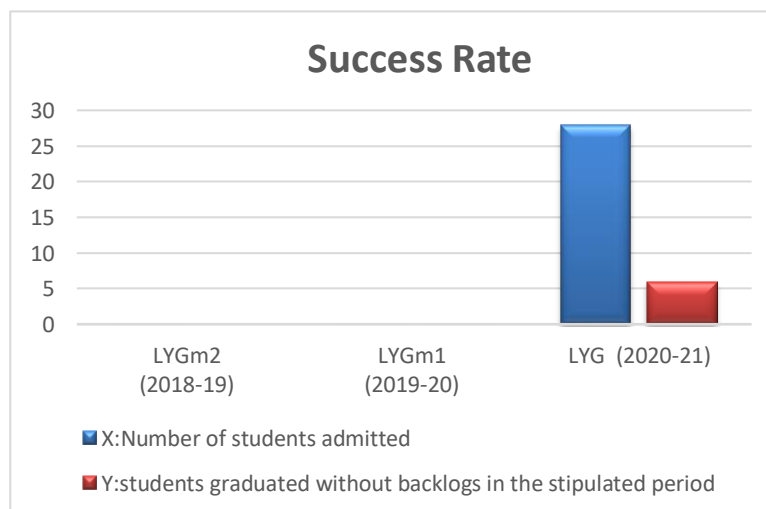


CRITERION 4	STUDENTS' PERFORMACE
-------------	----------------------

4.2 Success Rate in the stipulated period of the program (40)

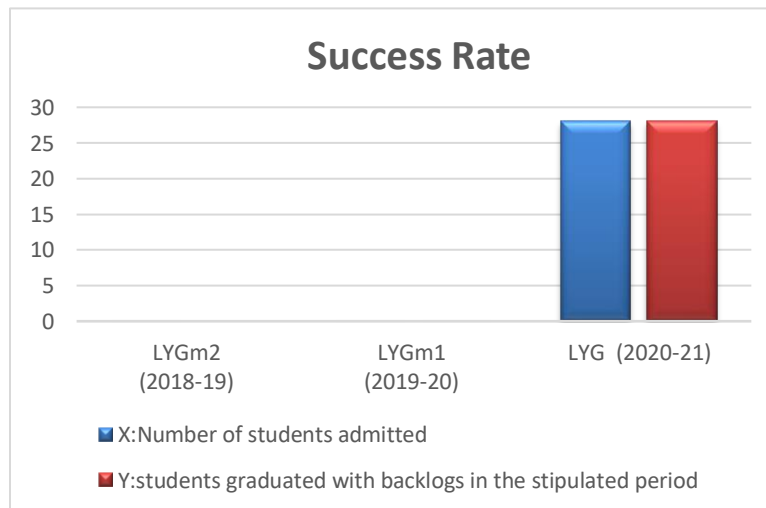
4.2.1 Success rate without backlogs in any semester / year of study (25)

	Latest Year of Graduation, LYG (2020-21)	Latest Year of Graduation minus 1, LYGm1 (2019-20)	Latest Year of Graduation minus 2 LYGm2 (2018-19)
X Number of students admitted in the corresponding First year + admitted in 2nd year via lateral entry and separated division, if applicable	28.00	0.00	0.00
Y Number of students who have graduated without backlogs in the stipulated period	6.00	0.00	0.00
Success Index [SI = Y / X]	0.21	0.00	0.00
Average SI [(SI1 + SI2 + SI3) / 3] : 0.07			
Assessment [25 * Average SI] : 1.75			



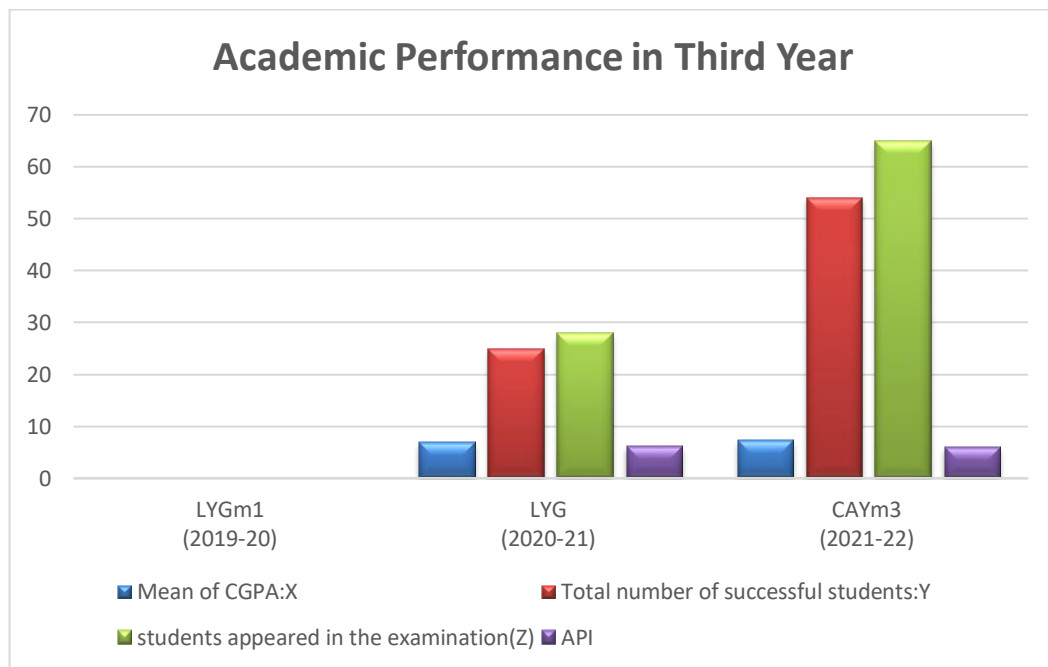
4.2.2 Success rate in stipulated period (15)

Item	Latest Year of Graduation, LYG (2020-21)	Latest Year of Graduation minus 1 LYGm1 (2019-20)	Latest Year of Graduation minus 2 LYGm2 (2018-19)
X Number of students admitted in the corresponding First year + admitted in 2nd year via lateral entry and separated division, if applicable	28.00	0.00	0.00
Y Number of students who have graduated in the stipulated period	28.00	0.00	0.00
Success Index [SI = Y / X]	1.00	0.00	0.00
Average SI[(SI1 + SI2 + SI3) / 3]: 0.33			
Assessment [15 * Average SI] : 05.00			



4.3 Academic Performance in Third Year (15)

Academic Performance	CAYm3 (2021-22)	LYG (2020-21)	LYGm1 (2019-20)
Mean of CGPA or mean percentage of all successful students(X)	7.33	6.91	0.00
Total number of successful students(Y)	54.00	25.00	0.00
Total number of students appeared in the examination(Z)	65.00	28.00	0.00
API [$X \cdot (Y/Z)$]:	6.08	6.20	0.00
Average API [$(AP1 + AP2 + AP3)/3$] : 4.09			
Assessment [$1.5 \cdot \text{Average sAPI}$] : 6.14			



4.4 Academic Performance in Second Year (15)

Academic Performance	CAYm2 (2022-23)	CAYm3 (2021-22)	LYG (2020-21)
Mean of CGPA or mean percentage of all successful students(X)	7.70	7.24	7.70
Total number of successful students (Y)	51.00	47.00	10.00
Total number of students appeared in the examination (Z)	67.00	66.00	28.00
API [$X * (Y/Z)$]	5.86	5.15	2.75
Average API [$(AP1 + AP2 + AP3)/3$] : 4.58			
Assessment [$1.5 * \text{Average API}$] : 6.88			

